

Book Activity

Hume Valley School Speech Language Pathology Department

Choose, or let your child choose, any book you have at home to practice.

You can also use online books, this week we recommend:

Giraffe's Can't Dance: <https://www.youtube.com/watch?v=vZjsLK5vwNU>

EVERY TIME YOU READ:

- Talk about the pictures and what is happening on each page
- Ask your child, "what do you think will happen next?"
- Ask your child to find things on the page that might be harder to see like, "I can see a butterfly, can you find it?"
- Use actions in the book as a way to move your body while reading like, "look the duck is flapping, can you flap?"
- Find ways for your child to talk about themselves when reading the book – "do you have a pet? Can your pet do a jump like that?"

It might look like this: <https://youtu.be/LyUMmDA6m-w?t=172>

IF YOU ARE READING GIRAFFE'S CAN'T DANCE, USE SENTENCES LIKE THESE:


- "What animal is this?"
- "Look at all the animals. I can see a crocodile. What can you see?"
- "How is Gerald feeling?"
- "Was Gerald good at dancing or bad at dancing?"
- "The lion began to roar. Let's ROAR like a lion!"
- "What colour is Gerald the giraffe?"
- "Look it's a little cricket!"
- "The cricket is playing his violin. A violin is a musical instrument."
- "Look! Gerald is dancing! Let's do a dance like Gerald."

THIS WEEK:


Talk about:

1. Print direction, like:

“Which way should I read this page? This way (left to right) or this way (right to left)?”



left to right




right to left

2. The concept of **words**, like:

“Is this a word? (*point to the giraffe*)”

“Is this a word? (*point to a word*)”



NOTE:

The most important thing is for you and your child to be practising talking as much as possible, even if you're not reading every word in the book. This will help you child learn new words and new ways to make sentences!