

Same/Different

Hume Valley School Speech Language Pathology Department

WORDS TO USE:

Verbs: feel, wear, use, eat, drink, drive, jump, cleaning, writing

Nouns: food, transport, clothes, drinks, animals, pets, body parts

Concepts: same, different, function, colour, feel, taste

HOW TO PLAY:

- Name all the pictures on the cards
- Go through each card one by one
- Talk about why the two pictures are the same
- Talk about why the two pictures are different
- Let your child have a go first. If they need help, you can ask questions or give clues to guide them e.g. "do you put soap in your mouth? What about toothpaste?"


USE SENTENCES LIKE THESE:

- "Where does a watch go?"
- "This is a neck. Can you show me your neck?"
- "Can you find the feet?"
- "That's right! We wear shoes on our feet"
- "Why do we wear a hat?"
- "Do we put shoes or socks on first?"
- "They are both orange. Well done!"
- "Do we wear jumpers when it's really hot outside?"
- "A watch helps us know what time it is"

NOTE:

- You could extend this game by asking your child to find other things that are the same or different around the house. Ask them to tell you why the two things are the same or different.

carrot



orange



truck



car



sunglasses



glasses



tie



necklace



bus



train



kangaroo



platypus



shower



bath



juice




milk



gloves



ring



toothpaste



soap



pen



pencil



sneakers



sandals



police car



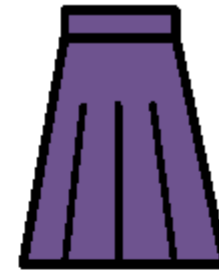
ambulance



dress



skirt



cup



glass



watch



bracelet



pants



shorts



dog



cat

