

Prepositions - Worksheet

Hume Valley School Speech Language Pathology Department

WORDS TO USE:

Verbs: draw

Nouns: man, hat, box, ball, table, cup, chair, cat, fridge, carrot, bed, dog

Prepositions: in, on, under

Concepts: following directions, position

HOW TO PLAY:

- Print the page below.
- Read the instructions to your child.
- Point to the *in*, *on* or *under* picture when you read the instructions.
- You may need to give extra help by pointing to where they should draw. Let them try first.


USE SENTENCES LIKE THESE:

- "Let's draw a hat **on** the man's head"
- "Good try, that's **on** the box. Where is **in** the box?"
- "Great listening! I can tell you are trying your best"
- "Where is the cat? He is under the chair."
- "That's right, the ball is **in** the box"
- "Great drawing. I can see the carrot **in** the fridge"

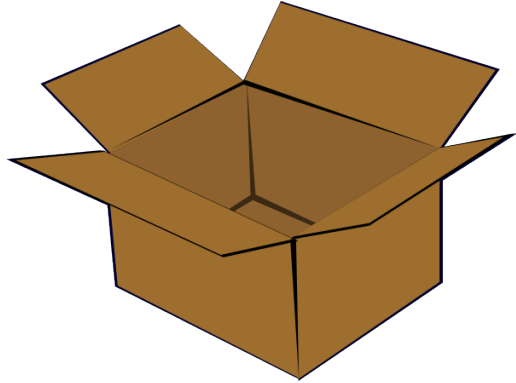
NOTE:

- You can talk about in, on and under when doing other activities at home.
- You might like to print two copies of the worksheet and do one yourself.

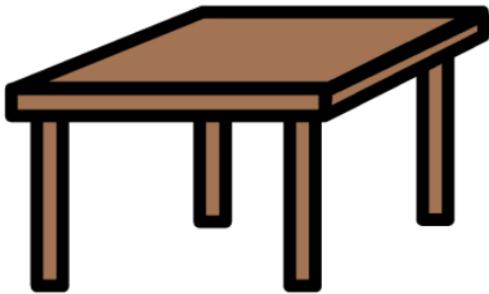
Draw a hat **on** the man's head.



Draw a ball **in** the box.




Draw a cup **on** the table.



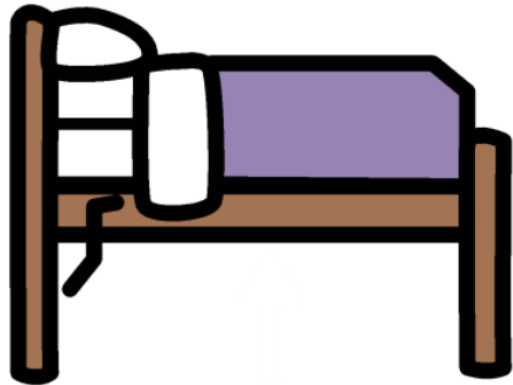
Draw a cat **under** the chair.



Draw a carrot **in** the fridge.



Draw a dog **under** the bed.



in



on



under

